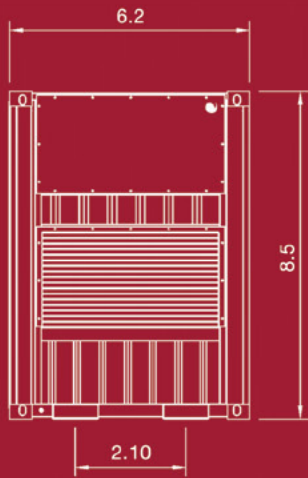


Datasheet: 1500 - 1600kW Loadbank Range

Description	
Model	Transportable
Country of Origin	United Kingdom
Capacity Range - Packaged Loadbank	1500kW / 1600kW
Voltage Max - Continuous Operation	400 / 415 / 440 / 450 / 480 / 600 / 690V
Operating Frequency Range	50 / 60Hz
Phases	3ph
Wires (Star Connection)	3
Load-Step Resolution @ Design Voltage	1.0kW / 1.66kW
Voltage Tolerance (Short Term Operation)	+5%
Load Tolerance	+/- 5%
Elements	80/20 Nickel Chrome Resistance Wire
Insulation Test	500V
Auxiliary Supply Voltage	380 - 420V / 440 - 480V
Operating Frequency Range	50Hz / 60Hz
Nominal Auxiliary Current 50/60Hz	50A
Phases	3ph
Load Connections	M16 Copper Busbars
Protection	Element Plate Thermal Sensor Air-Flow Switch Fan Overload Emergency Stop
Control Voltage	Selectable - via Main bus (<480V) or Auxiliary
Cooling Method	Forced Air Cooling (Vertical)
Air-Flow (Approx.)	33,900ft ³ /min
Load Switching Category	AC-1
Load Switching Contactor Type	3 Pole AC Contactors
Rated Maximum Ambient Temperature Operation	+104°F / +40°C
Rated Minimum Ambient Temperature Operation	-4°F / -20°C
Rated Maximum Relative Humidity	95% RH
Altitude Rating	<1,640ft [f.a.s.l.]
Enclosure	ISO Style Weatherproof Container
Finish	White - BS4800 00 E 55 (Marine)
Control Chamber IP Rating	NEMA Type 4 / IP55
Lifting	Twistlock Corners (Bottom Lift)
Enclosure Dimensions	
Length (Approx.)	ft 6.2
Width (Approx.)	ft 8
Height (Approx.)	ft 8.5
Total Weight - Range (Approx.)	lbs 6,600 / 7,055
Loadbank Control Systems	
Control	MCS PC Software or LC60 Extendable (Multiple Loadbank Control)
Optional Extras:	Modbus
Control Secondary (Back-up)	KCS
Control Extension Cables	160ft or 320ft Extension
Extend Lead	32ft
Load Connections	Cam-lok / Powerlocks
Internal Temperature Monitoring	ASS180
Test Supply Live Beacons	ASS181
Unauthorised Door Access Alarm when Live	ASS182
Extreme Temperature (High / Low)	TEMP

1500 - 1600kW AC - Issue 2 - 22/12/17 (Changes to specification may vary without notice)



RIGHT-SIDE VIEW

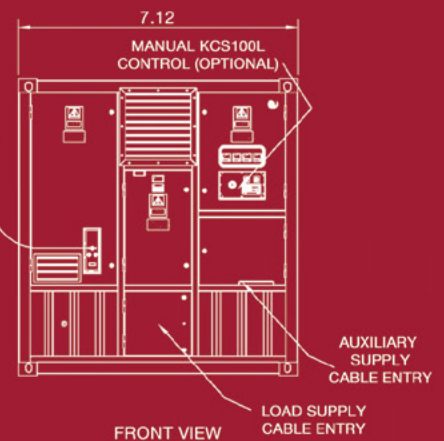
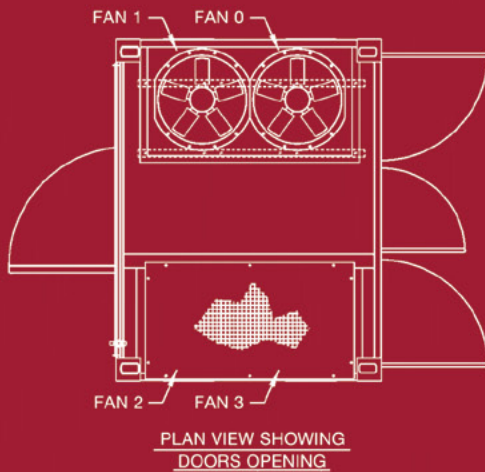


REAR VIEW



Quality without compromise

Our loadbanks are characterized by one thing above all: quality. At every stage of our supply chain, from raw material to finished item, we work with established, world-class suppliers and implement our own uncompromising quality control processes to ensure that our products perform better and last longer.



For further information contact:
 Crestchic Inc
 235 Sweet Spring rd
 Glenmoore, PA 19343
 United States

Tel +1 (610) 458-8182
 Fax +1 (610) 458-8186
sales-USA@crestchic.com
rental-USA@crestchic.com
www.crestchic-usa.com

The information given in this literature is, to the best of our knowledge, correct at the time of going to print. However, Crestchic is constantly looking at ways of improving their products and services and therefore reserve the right to change, without prior notice, any of the data contained in this publication. Any orders placed will be subject to our Standard Conditions of Sale, available on request. Crestchic is part of the NBI group of companies.

