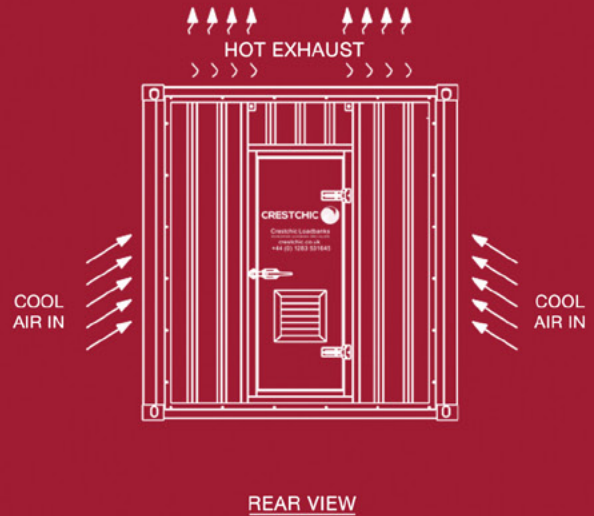
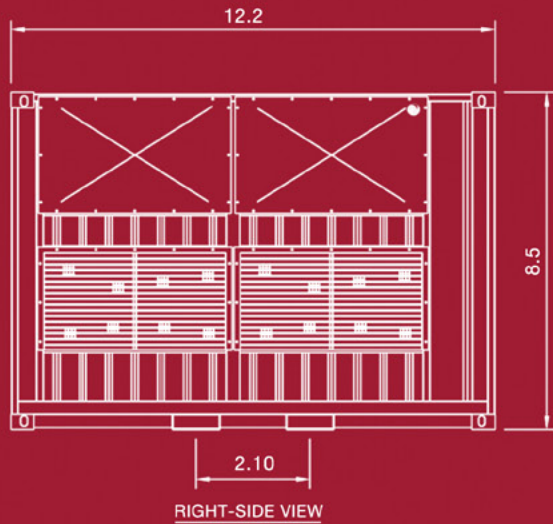


## Datasheet: 2750 - 3500kW Loadbank Range

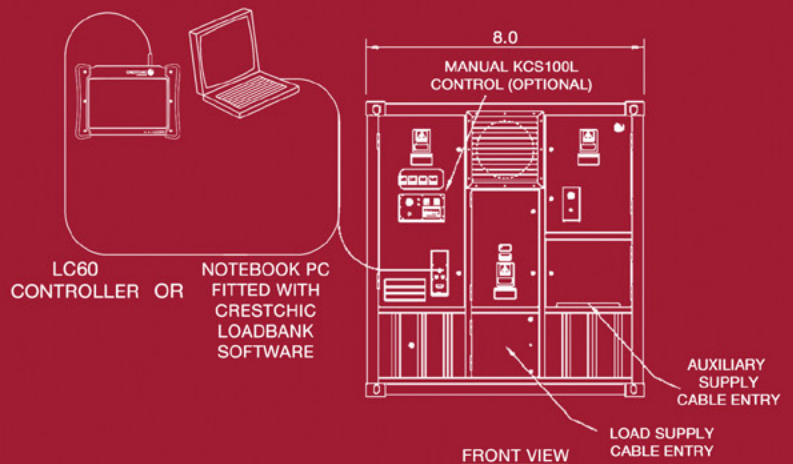
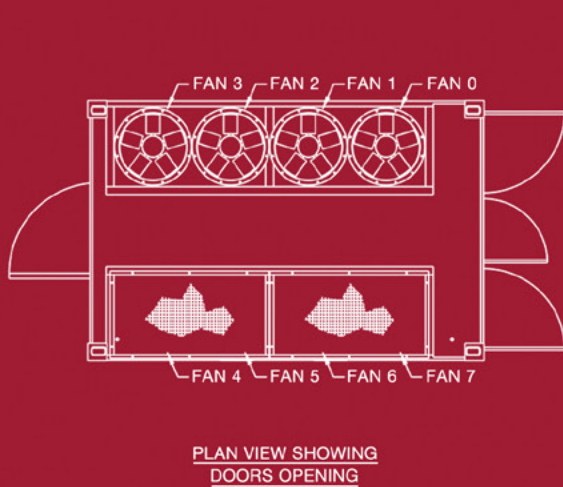
Description					
Model	Transportable				
Country of Origin	United Kingdom				
Capacity Range - Packaged Loadbank	2750kW	3000kW	3200kW	3500kW	
Voltage Max - Continuous Operation	400 / 415 / 440 / 450 / 480 / 600 / 690V				
Operating Frequency Range	50 / 60Hz				
Phases	3ph				
Wires (Star Connection)	3				
Load-Step Resolution @ Design Voltage	1.0kW / 1.66kW				
Voltage Tolerance (Short Term Operation)	+5%				
Load Tolerance	+/- 5%				
Elements	80/20 Nickel Chrome Resistance Wire				
Insulation Test	500V				
Auxiliary Supply Voltage	380 - 420V	440 - 480V			
Operating Frequency Range	50Hz	60Hz			
Nominal Auxiliary Current 50/60Hz	80A				
Phases	3ph				
Load Connections	M16 Copper Busbars				
Protection	Element Plate Thermal Sensor Air-Flow Switch Fan Overload Emergency Stop				
Control Voltage	Selectable - via Main bus (<480V) or Auxiliary				
Cooling Method	Forced Air Cooling (Vertical)				
Air-Flow (Approx.)	67,800ft <sup>3</sup> /min				
Load Switching Category	AC-1				
Load Switching Contactor Type	3 Pole AC Contactors				
Rated Maximum Ambient Temperature Operation	+104°F / +40°C				
Rated Minimum Ambient Temperature Operation	-4°F / -20°C				
Rated Maximum Relative Humidity	95% RH				
Altitude Rating	<1,640ft [f.a.s.l.]				
Enclosure	ISO Style Weatherproof Container				
Finish	White - BS4800 00 E 55 (Marine)				
Control Chamber IP Rating	NEMA Type 4 / IP55				
Lifting	Twistlock Corners (Bottom Lift)				
Enclosure Dimensions					
Length (Approx.)	ft	12.2			
Width (Approx.)	ft	8			
Height (Approx.)	ft	8.5			
Total Weight - Range (Approx.)	lbs	9,920	10,360	10,580	11,020
Loadbank Control Systems					
Control	MCS PC Software or LC60 Extendable (Multiple Loadbank Control)				
Optional Extras:	Modbus				
Control Secondary (Back-up)	KCS				
Control Extension Cables	160ft or 320ft Extension				
Extend Lead	32ft				
Load Connections	Cam-lok / Powerlocks				
Internal Temperature Monitoring	ASS180				
Test Supply Live Beacons	ASS181				
Unauthorised Door Access Alarm when Live	ASS182				
Extreme Temperature (High / Low)	TEMP				

2750 - 3500kW AC - Issue 2 - 22/12/17 (Changes to specification may vary without notice)



## Quality without compromise

Our loadbanks are characterized by one thing above all: quality. At every stage of our supply chain, from raw material to finished item, we work with established, world-class suppliers and implement our own uncompromising quality control processes to ensure that our products perform better and last longer.



**For further information contact:**  
Crestchic Inc  
235 Sweet Spring rd  
Glenmoore, PA 19343  
United States

Tel +1 (610) 458-8182  
Fax +1 (610) 458-8186  
**sales-USA@crestchic.com**  
**rental-USA@crestchic.com**  
**www.crestchic-usa.com**

The information given in this literature is, to the best of our knowledge, correct at the time of going to print. However, Crestchic is constantly looking at ways of improving their products and services and therefore reserve the right to change, without prior notice, any of the data contained in this publication. Any orders placed will be subject to our Standard Conditions of Sale, available on request. Crestchic is part of the NBI group of companies.

