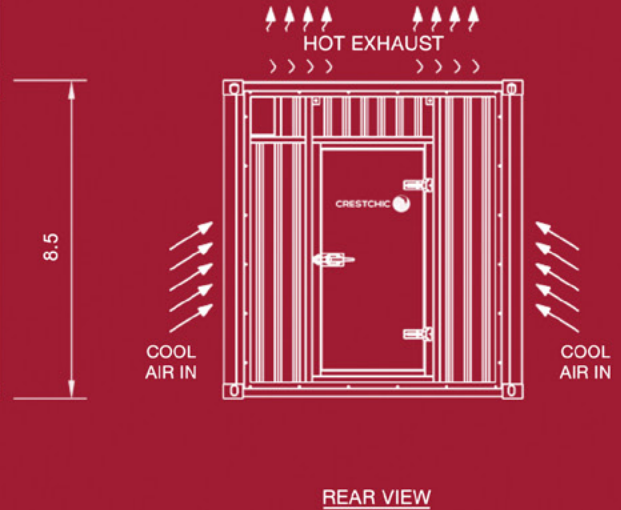
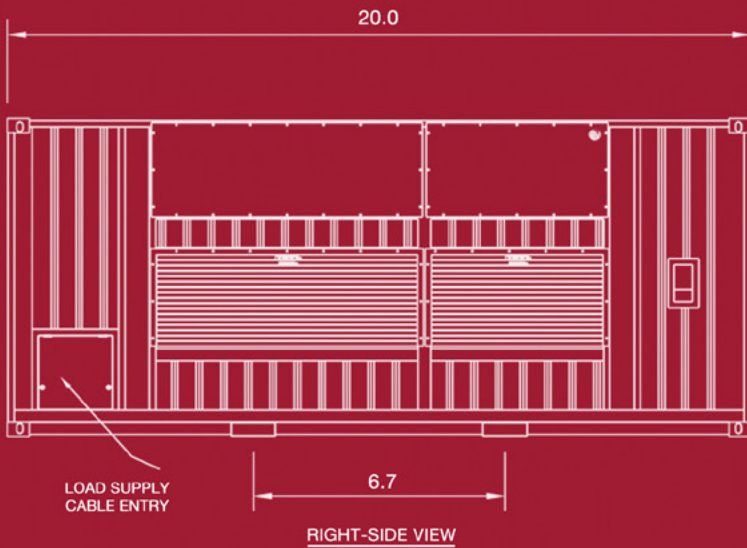


Datasheet: 4375 - 5000kVA Loadbank Range

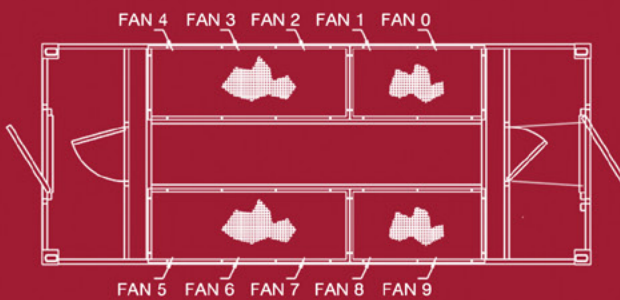
Description					
Model	Transportable				
Country of Origin	United Kingdom				
Capacity Range - Packaged Loadbank	4375kVA	4500kVA	4750kVA	5000kVA	
Real Power / Reactive Power @ 0.8pf (kW/kVA)	3500/2625	3600/2700	3800/2850	4000/3000	
Voltage Max - Continuous Operation	400 / 415 / 440 / 450 / 480 / 600 / 690V				
Operating Frequency Range	50 / 60Hz				
	NOTE:	Capacity at one given frequency only			
Phases	3ph				
Wires (Star Connection)	3				
Load-Step Resolution @ Design Voltage	1.66kW / 1.96kVA				
Voltage Tolerance (Short Term Operation)	+5%				
Load Tolerance	+/- 5%				
Elements	80/20 Nickel Chrome Resistance Wire				
Reactors	Iron Core Type - Class F				
Insulation Test	500V				
Auxiliary Supply Voltage	380 - 420V		440 - 480V		
Operating Frequency Range	50Hz		60Hz		
Phases	3ph				
Load Connections	M16 Copper Busbars				
Protection	Element Plate Thermal Sensor				
	Air-Flow Switch				
	Reactor Thermal Sensor				
	Fan Overload				
	Emergency Stop				
Control Voltage	Selectable - via Main bus (<480V) or Auxiliary				
Cooling Method	Forced Air Cooling (Vertical)				
Air-Flow (Approx.)	84,760ft ³ /min				
Load Switching Category	AC-1				
Load Switching Contactor Type	3 Pole AC Contactors				
Rated Maximum Ambient Temperature Operation	+104°F / +40°C				
Rated Minimum Ambient Temperature Operation	-4°F / -20°C				
Rated Maximum Relative Humidity	95% RH				
Altitude Rating	<1,640ft [f.a.s.l.]				
Enclosure	ISO Style Weatherproof Container				
Finish	White - BS4800 00 E 55 (Marine)				
Control Chamber IP Rating	NEMA Type 4 / IP55				
Lifting	Twistlock Corners (Bottom Lift)				
Enclosure Dimensions					
Length (Approx.)	ft	20			
Width (Approx.)	ft	8			
Height / High Cube (Approx.)	ft	8.5 (9.5)			
Total Weight - Range (Approx.)	lbs	30,865	31,525	32,190	32,850
Loadbank Control Systems					
Control	MCS				
	PC Software or LC60				
	Extendable (Multiple Loadbank Control)				
Optional Extras:	Modbus				
Control Secondary (Back-up)	KCS				
Control Extension Cables	160ft or 320ft Extension				
Extend Lead	32ft				
Frequency	Dual 50 & 60Hz				
Load Connections	Cam-lok / Powerlocks				
Internal Temperature Monitoring	ASS180				
Test Supply Live Beacons	ASS181				
Unauthorised Door Access Alarm when Live	ASS182				
DNV Lifting	DNV				
Windfarm Application	WF				
Extreme Temperature (High / Low)	TEMP				

4375 - 5000kVA AC - Issue 2 - 22/12/17 (Changes to specification may vary without notice)

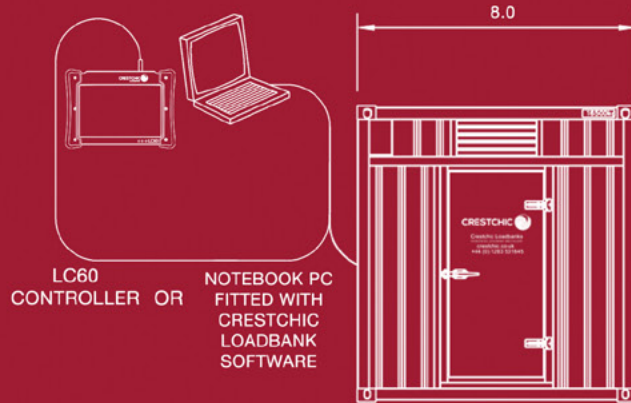


Quality without compromise

Our loadbanks are characterized by one thing above all: quality. At every stage of our supply chain, from raw material to finished item, we work with established, world-class suppliers and implement our own uncompromising quality control processes to ensure that our products perform better and last longer.



PLAN VIEW SHOWING DOORS OPENING



For further information contact:
 Crestchic Inc
 235 Sweet Spring rd
 Glenmoore, PA 19343
 United States

Tel +1 (610) 458-8182
 Fax +1 (610) 458-8186
sales-USA@crestchic.com
rental-USA@crestchic.com
www.crestchic-usa.com

The information given in this literature is, to the best of our knowledge, correct at the time of going to print. However, Crestchic is constantly looking at ways of improving their products and services and therefore reserve the right to change, without prior notice, any of the data contained in this publication. Any orders placed will be subject to our Standard Conditions of Sale, available on request. Crestchic is part of the NBI group of companies.

