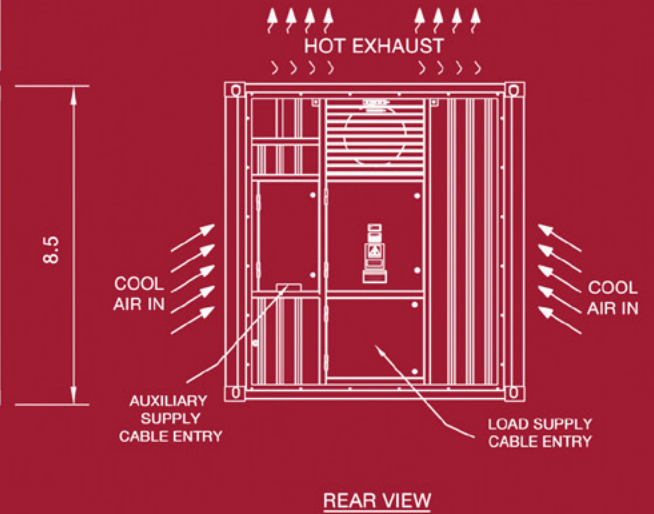
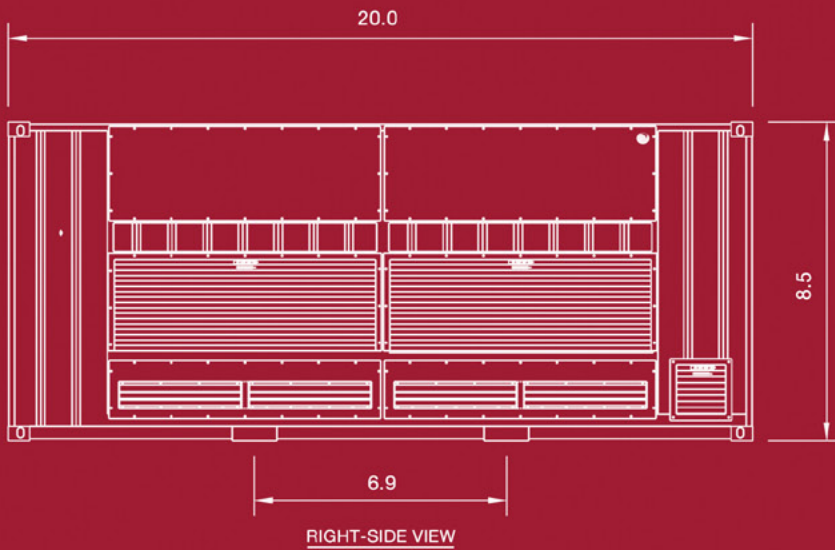


Datasheet: 5500 - 6250kVA Loadbank Range

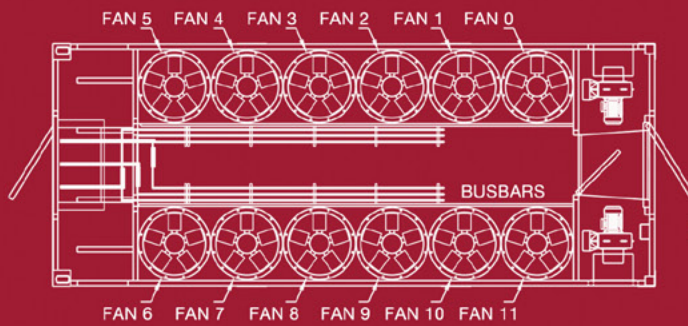
Description				
Model	Transportable			
Country of Origin	United Kingdom			
Capacity Range - Packaged Loadbank	5500kVA*	5625kVA*	6000kVA*	6250kVA
Real Power / Reactive Power @ 0.8pf (kW/kVA)	4400/3300	4500/3375	4800/3600	5000/3750
Voltage Max - Continuous Operation	440 / 450 / 480 / 600 / 690V			
*Additional Voltage Max - Continuous Operation	400 / 415V			
Operating Frequency Range	50 / 60Hz			
	NOTE:	Capacity at one given frequency only		
Phases	3ph			
Wires (Star Connection)	3			
Load-Step Resolution @ Design Voltage	1.66kW / 1.96kVA			
Voltage Tolerance (Short Term Operation)	+5%			
Load Tolerance	+/- 5%			
Elements	80/20 Nickel Chrome Resistance Wire			
Reactors	Iron Core Type - Class F			
Insulation Test	500V			
Auxiliary Supply Voltage	380 - 420V	440 - 480V		
Operating Frequency Range	50Hz	60Hz		
Phases	3ph			
Load Connections	M16 Copper Busbars			
Protection	Element Plate Thermal Sensor			
	Air-Flow Switch			
	Reactor Thermal Sensor			
	Fan Overload			
	Emergency Stop			
Control Voltage	Selectable - via Main bus (<480V) or Auxiliary			
Cooling Method	Forced Air Cooling (Vertical)			
Air-Flow (Approx.)	101,700ft ³ /min			
Load Switching Category	AC-1			
Load Switching Contactor Type	3 Pole AC Contactors			
Rated Maximum Ambient Temperature Operation	+104°F / +40°C			
Rated Minimum Ambient Temperature Operation	-4°F / -20°C			
Rated Maximum Relative Humidity	95% RH			
Altitude Rating	<1,640ft [f.a.s.l.]			
Enclosure	ISO Style Weatherproof Container			
Finish	White - BS4800 00 E 55 (Marine)			
Control Chamber IP Rating	NEMA Type 4 / IP55			
Lifting	Twistlock Corners (Bottom Lift)			
Enclosure Dimensions				
Length (Approx.)	ft	20		
Width (Approx.)	ft	8		
Height / High Cube (Approx.)	ft	8.5 (9.5)		
Total Weight - Range (Approx.)	lbs	33,075	34,175	36,375 38,580
Loadbank Control Systems				
Control	MCS			
	PC Software or LC60			
	Extendable (Multiple Loadbank Control)			
Optional Extras:	Modbus			
Control Secondary (Back-up)	KCS			
Control Extension Cables	160ft or 320ft Extension			
Extend Lead	32ft			
Frequency	Dual 50 & 60Hz			
Load Connections	Cam-lok / Powerlocks			
Internal Temperature Monitoring	ASS180			
Test Supply Live Beacons	ASS181			
Unauthorised Door Access Alarm when Live	ASS182			
DNV Lifting	DNV			
Windfarm Application	WF			
Extreme Temperature (High / Low)	TEMP			

5500 - 6250kVA AC - Issue 2 - 22/12/17 (Changes to specification may vary without notice)

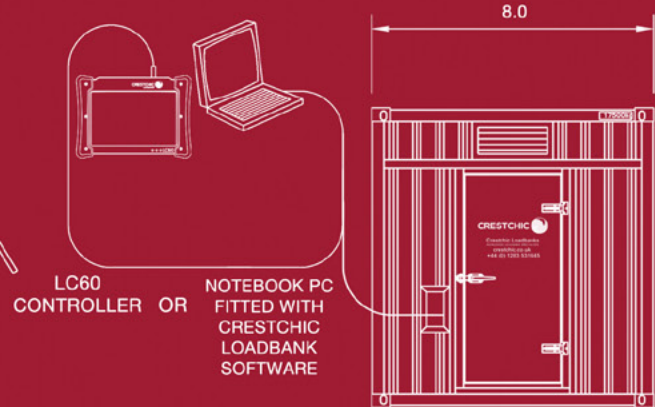


Quality without compromise

Our loadbanks are characterized by one thing above all: quality. At every stage of our supply chain, from raw material to finished item, we work with established, world-class suppliers and implement our own uncompromising quality control processes to ensure that our products perform better and last longer.



PLAN VIEW SHOWING DOORS OPENING



For further information contact:
 Crestchic Inc
 235 Sweet Spring rd
 Glenmoore, PA 19343
 United States

Tel +1 (610) 458-8182
 Fax +1 (610) 458-8186
sales-USA@crestchic.com
rental-USA@crestchic.com
www.crestchic-usa.com

The information given in this literature is, to the best of our knowledge, correct at the time of going to print. However, Crestchic is constantly looking at ways of improving their products and services and therefore reserve the right to change, without prior notice, any of the data contained in this publication. Any orders placed will be subject to our Standard Conditions of Sale, available on request. Crestchic is part of the NBI group of companies.

